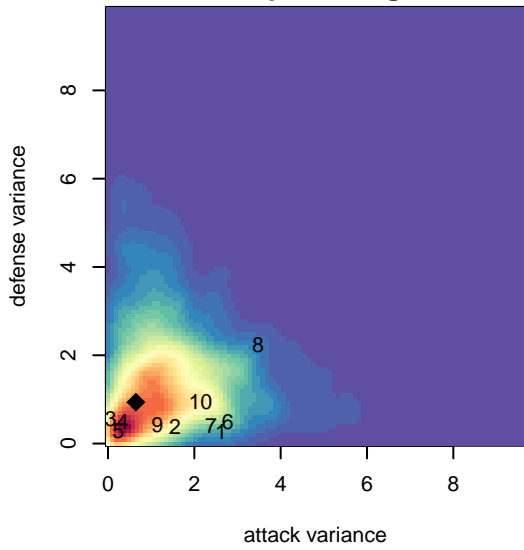
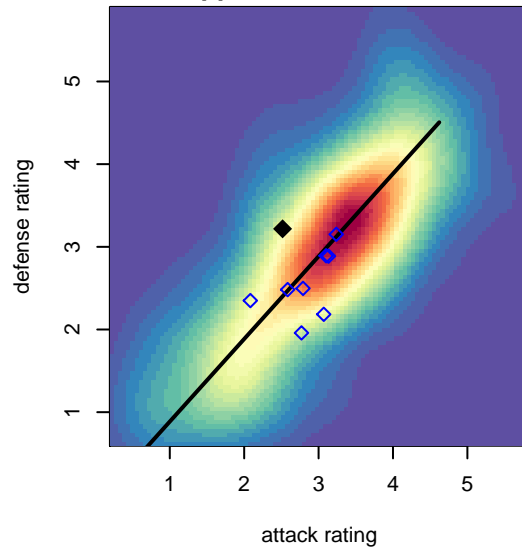


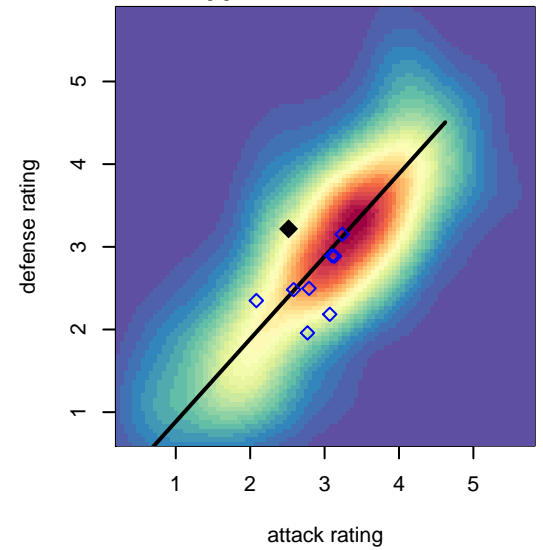
attack and defense variance (black dot)
relative to other teams
and top 10 in region



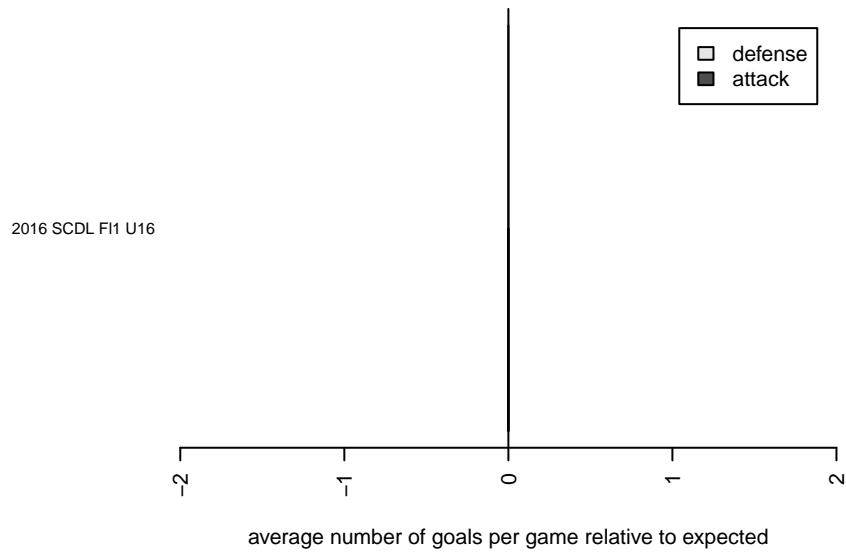
attack and defense rating
relative to others at age
and all opponents in last 13 months



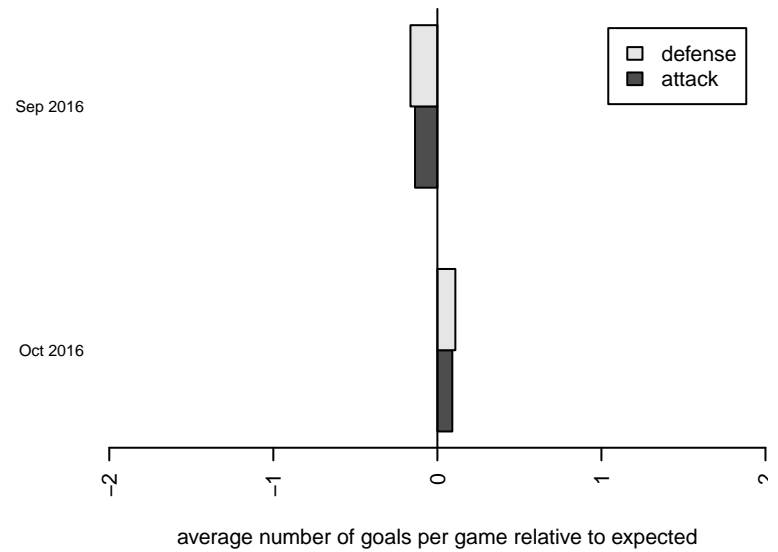
attack and defense rating
relative to others at age
and all opponents in last 13 months



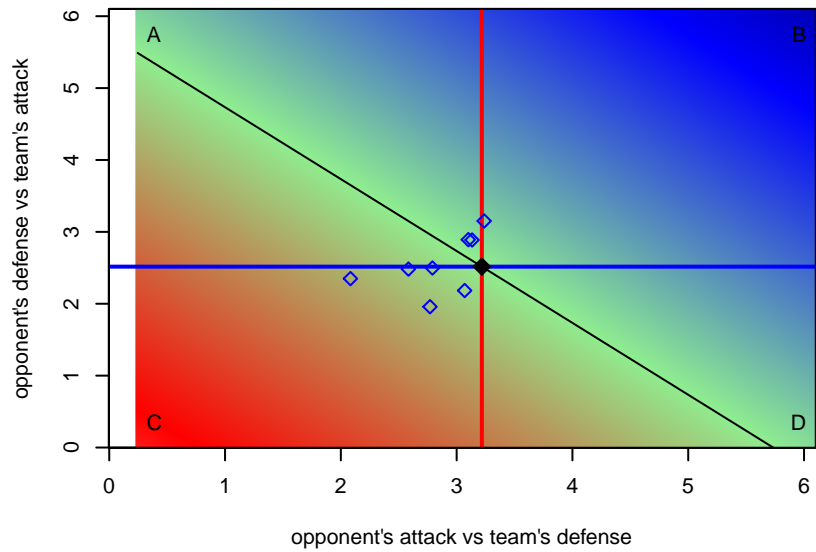
Performance relative to 13 month average



Performance relative to 13 month average



Distribution of opponents
 Red = Lose zone, Blue = Win zone, Green = Even
 Black line separates win/lose zones



lot. A=Neither has attack advantage, B=Opponent has both attack and defense advantage, C=Opponent has both attack and defense disadvantage, D=Both have

date	home		away		venue	pred.home	pred.away
2016-10-29	Pateadores Long Beach Blue G01	2	Beach FC Kaufman G01	2	2016 SCDL F11 U16	0.66	0.87
2016-10-23	Pateadores Long Beach Blue G01	1	CDA Slammers FC Cerritos G01	0	2016 SCDL F11 U16	1.17	0.32
2016-10-16	CDA Slammers SC HB Academy G01	1	Pateadores Long Beach Blue G01	0	2016 SCDL F11 U16	1.05	0.57
2016-10-09	Legends FC West G01	0	Pateadores Long Beach Blue G01	1	2016 SCDL F11 U16	0.92	0.70
2016-10-08	Pateadores Long Beach Blue G01	0	Strikers FC South Bay Black G01	1	2016 SCDL F11 U16	0.98	0.64
2016-10-02	Pateadores Long Beach Blue G01	2	Beach FC -Unk G01	0	2016 SCDL F11 U16	1.37	0.86
2016-09-25	Pateadores Long Beach Blue G01	2	CDA Slammers FC HB Nichols G01	0	2016 SCDL F11 U16	1.70	0.64
2016-09-24	LA Galaxy SB Gold G01	0	Pateadores Long Beach Blue G01	0	2016 SCDL F11 U16	0.51	1.01
2016-09-18	Beach FC Kaufman G01	3	Pateadores Long Beach Blue G01	0	2016 SCDL F11 U16	0.87	0.66
2016-09-11	CDA Slammers FC Cerritos G01	0	Pateadores Long Beach Blue G01	2	2016 SCDL F11 U16	0.32	1.17